

TEL. 9575997, 9567298, 9554725

JANATA BANK LIMITED

For Previous Rate Sheet Click

PABX-575,

TREASURY DEPARTMENT

<https://goo.gl/URA0t4>

Mail: fxdeal@janatabank-bd.com

HEAD OFFICE, DHAKA

Exchange Rate Circular - 38

INDICATIVE ONLY

DATE : 24 Feb 2019

EFFECTIVE DATE: 24 Feb'19

Sunday

A) CROSS RATE OF NY CLOSING & S.E. ASIAN MARKETS AS ON 22/02/2019

	GBP/USD	EUR/USD	USD/JPY	USD/C.DLR	USD/S.FRA	AUD/USD
SELLING	1.3055	1.1346	110.6800	1.3136	1.0001	0.7128
BUYING	1.3052	1.1341	110.7100	1.3138	1.0009	0.7127

B) JANATA BANK LTD'S CASH

CURRENCY & T.C TO PUBLIC TK PER UNIT OF FOREIGN CURREN

SELLING	CURRENCY	BUYING	SELLING	CURRENCY	BUYING
84.3000	US Dollar	83.0000	22.9000	Saudi Riyal	22.2500
111.3500	G. B. Pound	107.3000	23.5000	UAE. Dirham	22.5000
97.8000	Euro	94.2000	21.3000	MAL.Ringit	19.6000
59.9931	Aus. Dollar	57.9931	1.2400	Indian Rupee	1.1600

BE SAME AS SELLING T.T.& O.D AND BUYING O.D. TRANSFER

C) SELLING		NAME OF CURRENCY	BUYING			
T.T.& O.D.	B.C.		T.T.CLEAN	T.T.DOC	O.D.SIGHT EXP.BILLS	O.D. TRANSFER
84.1500	84.2000	US Dollar	83.4500	83.4000	83.3500	83.1800
110.5367	110.7259	G. B. POUND	108.6754	108.3579	108.1406	107.7034
96.9754	97.2948	EURO	94.9959	94.1338	94.0381	93.7625
0.7848	0.7880	JP.YEN	0.7558	0.7490	0.7478	0.7451
64.5620	64.7361	CAN.DLR	63.9698	63.7958	63.6008	63.4558
84.3115	84.4915	SWISS.FRANC	83.3651	83.1751	82.9323	82.6895
219.3358	219.5002	OMANIAN RIYAL	214.1868	213.9533	213.3227	212.0123
11.0000	11.2104	H.K.DLR	10.6189	10.6074	10.5764	10.5455
64.2804	65.4526	SING.DLR	63.6694		63.4229	61.7431
2.7087	2.7197	THI.BAHT	2.6601		2.6494	2.6417
20.8072	20.8645	MAL.RINGIT	20.4215		20.3398	20.2803
23.0926	23.1008	UAE.DIRHAM			22.5955	22.5294
22.6142	22.6722	SAUDI RIYAL			22.1328	22.0700
23.0070	23.2152	QATAR RIYAL				22.3847
275.3938	275.6927	KUWAIT DINAR				269.0000
220.9721	221.0517	BAHRAIN DINAR				215.5212
13.2771	13.5916	CHINESE YUAN				12.6712

D) USANCE RATE:	30 DAYS	60 DAYS	90 DAYS	120 DAYS	150 DAYS	180 DAYS
US Dollar	82.8532	82.3664	81.8796	81.3928	80.9060	80.4193
G. B. POUND	107.5067	106.8727	105.9671	105.6048	104.9709	104.3370
EURO	93.4840	92.9298	92.1382	91.8215	91.2674	90.7132

E) FORWARD RATE:		1 MONTH	2 MONTHS	3 MONTHS	6 MONTHS	1 YEAR
SELLING	US Dollar	84.6757	85.1214	85.6071	86.9641	0.0000
BUYING	US Dollar	83.7456	84.0411	84.3367	85.2233	0.0000


F) NFCD INTT RATE, EFFECT ON: 16.02.19 To 28.02.19	1 MONTH	3 MONTHS	6 MONTHS	12 MONTHS
US Dollar	2.23875	2.43375	2.49325	2.66575
G. B. POUND	0.47988	0.61963	0.74138	0.87975
EURO	0.00000	0.00000	0.00000	0.00000


G) LIBOR AS ON 22/02/2019, 60 DAYS 2.57638 90 DAYS 2.64625 180 DAYS 2.70600


H) INDICATIVE RATE OF 01 SDR ,USD WITH NTL, CUR OF ACU MEMBERS AS IMF RATE 22/02/2019	IN.RS	N.RS	SL.RS	PK.RS	BD TK	USD
USD 1	71.2179	113.8125	181.0612	139.1617	83.8050	
SDR 1	99.1051	158.3787	251.9603	193.6540	116.6210	1.3916


IN CASE OF AUS. DOLLAR CASH RATE WILL BE USED FOR T.T ALSO

Rates mentioned in row C, D, E and F are applicable only for bank's own customers.


 Mohammad Sariful Huq
 Shawon
 Senior Officer
 Prepared by


 Syeda Hasinatul Jannat
 SPO
 Checked By


 M.M. Awrangzeb
 AGM
 Authorised Signature


 Md. Tofazzal Hossain
 DGM
 Authorised Signature